




# 7 STEPS TO OPTIMIZE THE REMOTE LEARNING EXPERIENCE




BRIDGE THE DIGITAL DIVIDE . . . . .	1
EMPOWER TEACHERS TO TEACH . . . . .	2
TRACK LEARNING PROGRESSION . . . . .	3
PROMOTE SECURE LEARNING . . . . .	4
ENCOURAGE HUMAN CONNECTION . . . . .	5
SUPPORT HEALTHY HOME LEARNING . . . . .	6
FACILITATE THE RETURN TO SCHOOL . . . . .	7

# 7 STEPS TO OPTIMIZE THE REMOTE LEARNING EXPERIENCE

---

Many schools have integrated personalized and flexible learning methods in classrooms that support individual learning programs for students. For teachers and students, remote learning is a completely new experience where extra support may be needed. While the priority for school boards is to provide every student access to education regardless of their circumstance, the IT department is faced with facilitating the remote learning infrastructure. To transition learning into the home it's important to provide both teachers and pupils with guided knowledge, support, and tools to help promote a shifted learning experience.

Successful remote schooling goes beyond access to education. Logitech recommends seven key considerations to help IT buying groups support their schools and optimize the learning environment. Find out how to help foster positive outcomes for students, while empowering teachers in the remote delivery of effective and engaging digital curriculum.



# 1 BRIDGE THE DIGITAL DIVIDE

Access to technology is not equal across households. Many homes do not have WiFi, students often have access to different devices, and not all teachers have the knowledge or equipment to deliver lessons and material remotely. Teaching delivery and online curriculum must accommodate this, giving students the support they need to adopt new ways of learning.

## ACTION

- ✓ **Perform an audit on home resources.** Send out a survey to parents and teachers to provide a better understanding of what potential opportunities and obstacles exist to develop a plan of action. Knowing which students are without WiFi indicates how many hot spot devices are potentially needed to ensure everyone is connected.

## EXPERT TIP

Ensure students can effectively engage in online lessons and complete assignments even with a mobile phone. Delivering a curriculum that can be completed in a multitude of mediums is imperative. Prior to delivering content verify that the app or tool being used is mobile friendly.

Madeleine Mortimore,  
Ed.M, Harvard Graduate school of Education

# 2 EMPOWER TEACHERS TO TEACH

Give teachers a confidence boost and help them embrace new ways of teaching. Not all teachers are familiar with virtual instruction over video or sending out assignments online. Practicing with different tools helps build familiarity with the technology and identifies any skill or equipment gaps. With this knowledge solution, choices can be flexed and tailored accordingly to increase the quality of teaching.

## ACTION

- ✓ **Assemble a student tech squad.** Teach tech-savvy pupils basic IT fixes and create extra technical support while equipping students with new skills.
- ✓ **Hold weekly feedback meetings.** Create an online collaborative space where teachers can help each other by sharing best practices, what's working and what's not.
- ✓ **Create a teachers playbook.** Providing guidance with best practices for things like virtual instruction over video, sharing content, setting guidelines with students etc.


## EXPERT TIP

Teachers that give thought to the learning equipment or technologies they will use rather than prematurely jump into lessons without much thought will foster a more positive and effective learning environment for their students.

It is imperative that teachers provide visual clarity and animation to excel at creating a valuable remote learning experience for students.

Deni Pasholli, IT Specialist, Harvard Kennedy School





# 3 TRACK LEARNING PROGRESSION

Without personal contact, teachers are challenged to keep a pulse on how students are progressing with independent home learning. Test conditions are also very different at home compared to the classroom. This means new methods are needed to ensure students are not being aided during examination time.

## ACTION

- ✓ **Use video to enable face-to-face assessments from home.** Give teachers a way to discuss results directly with students in an engaging, interactive way. Video also offers insight into non-verbal communications which is critical to the learning process and feedback loop.

## EXPERT TIP

Students in a Life Skills Class benefit from the chunking and scheduling of their remote work into manageable amounts to avoid being overwhelmed and to allow feedback from teachers in real time. Using video for weekly touchpoints with students and parents provides a platform to stay visually and emotionally connected and provide the guidance for students to stay on track.

Lori Richards, Life Skills Special Education teacher,  
Halton Catholic District School Board (HCDSB)



# 4 PROMOTE SECURE LEARNING

It's a balancing act between ensuring personal privacy and secure ways to study, while giving students the freedom to learn and collaborate. Look for platforms that offer secure and easy access, enabling students to continue building essential relationships as a class.

## ACTION

- ✓ **Set up a school policy around video collaboration and secure use.**  
Provide and review resources with students, teachers, and parents to ensure students conduct themselves in accordance with the school behavior standards when using video during remote learning. For more information and guidance, check out the COSN's article on [Top Privacy Considerations For New Technologies.](#)

## EXPERT TIP

Teachers should be the last to leave any type of online meeting with students to ensure children have supervision while meeting virtually.

Susan Smith, Teacher,  
Halton District School Board

# 5 ENCOURAGE HUMAN CONNECTION

When it comes to learning and collaboration, the human interaction is everything. When schools are closed, children lose that crucial social outlet. Encouraging peer, and teacher-student relationships helps students connect with their friends, classrooms, and support systems when they can't be there in person.

As an example, see how [Hopecam](#) leverages Logitech's video collaboration solutions to support children going through cancer treatment. By connecting them with their classmates and friends remotely, they continue learning, interacting, and socializing.

## ACTION

Provide students, teachers, and parents with support and help them stay connected, with online hubs such as:

- ✓ **Social sharing** - an online community for activities such as show and tell, bring your pet to school, and team debates
- ✓ **Student support portal** - a hub for guidance, mental health support, peer-to-peer help, and homework support
- ✓ **Teacher power hour** - a dedicated time for teachers to share best practices with each other and their school district
- ✓ **Parents helping parents** - parent-to-parent support, from how to help with homework to time management



## EXPERT TIP

It is so important to find different ways to “make a connection” with students during this time. Participation in an online lesson, personal feedback on an assignment, or simply taking a moment to ask them a question about something you know they have an interest in (like sports, pets, hobbies) allows them to feel you are there for them and they are not alone.

Tawnya Smith, Teacher,  
Hastings & Prince Edward School Board

# 6 SUPPORT HEALTHY HOME LEARNING

To help students maintain good health, focus, and energy levels, the home learning setup is crucial. Students should have enough space to work comfortably with an ergonomic workstation set up, and adequate lighting. Screen time breaks and exercise throughout the day are essential to promote positive mental health - even in a virtual setting.


## ACTION

- ✓ **Use Logitech resources to create a newsletter or build a workshop series.** Leverage resources such as [Logitech's healthy tips for students](#) and create a way to share them. Include strategies for coping, socializing, and finding stability, such as making existing counseling and mental health resources available online and creating wellness check-ins so students are encouraged to talk about their feelings.

## EXPERT TIP

Students thrive when they follow a schedule or routine. This helps students stay organized and productive at home. Set up a virtual schedule for them - it should display work time for each subject, as well as set times for breaks, lunch and outside time.

Monica Nichols, Teacher, Westwood Public School, MA





# 7 FACILITATE THE RETURN TO SCHOOL

Take advantage of what has been learned during the remote learning period. Build upon this knowledge to effectively integrate technology into the classroom, and enhance the overall learning experience to strengthen confidence in both teachers and students.

## ACTION

**Create a task force and gather insights around techniques acquired through remote teaching.** Implement new methods into the classroom to support both teachers and students:

- ✓ **For teachers** – Effectively integrate technology into classroom instruction. This enables continued evolution to new ways of learning beyond the remote teaching period and maximizes positive learning outcomes from students.
- ✓ **For students** – Integrate elements of remote learning into the curriculum and provide them with more confidence to think independently as they progress through their learning journey.



Create better learn-from-home experiences with Logitech solutions designed for education. Learn more, [Logitech.com/education](https://www.logitech.com/education)



**logitech®**

[www.logitech.com/education](https://www.logitech.com/education)

Contact your reseller  
or call us at 800-308-8666

Logitech Inc.  
7700 Gateway Blvd  
Newark, CA 94560  
Published May 2020

© 2020 Logitech. Logitech, the Logitech logo and other Logitech marks are owned by Logitech and may be registered. All other trademarks are the properties of their respective owners. Logitech assumes no responsibility for any errors that may appear in this publication. Product, pricing and feature information contained herein is subject to change without notice.